

WEIGHTS AND GROUND PRESSURE

Equipped with 5.68 m (18'8") boom, 2.91 m (9'7") arm and 0.80 m³ (1.05 yd³: SAE, PCSA heaped) bucket.

Shoe type	Shoe width	Operating weight	Ground pressure
Triple grouser	600 mm (24")	19 400 kg (42 800 lb)	43 kPa (0.44 kgf/cm ² , 6.26 psi)
		19 900 kg (43 900 lb)	41 kPa (0.42 kgf/cm ² , 5.97 psi)
	700 mm (28")	19 800 kg (43 700 lb)	38 kPa (0.39 kgf/cm ² , 5.55 psi)
		20 300 kg (44 800 lb)	36 kPa (0.37 kgf/cm ² , 5.26 psi)
	800 mm (31")	20 100 kg (44 300 lb)	33 kPa (0.34 kgf/cm ² , 4.83 psi)
		20 600 kg (45 400 lb)	32 kPa (0.33 kgf/cm ² , 4.69 psi)
Flat	600 mm (24")	20 300 kg (44 800 lb)	45 kPa (0.46 kgf/cm ² , 6.54 psi)
		20 800 kg (45 900 lb)	43 kPa (0.44 kgf/cm ² , 6.26 psi)
Triangular	760 mm (30")	20 600 kg (45 400 lb)	36 kPa (0.37 kgf/cm ² , 5.26 psi)
		21 200 kg (46 700 lb)	34 kPa (0.35 kgf/cm ² , 5.00 psi)
	900 mm (35")	21 100 kg (46 500 lb)	31 kPa (0.32 kgf/cm ² , 4.55 psi)
		21 700 kg (47 800 lb)	30 kPa (0.31 kgf/cm ² , 4.41 psi)

Figures in [] are data on the ZAXIS200LC.

Weights of the basic machines [including 4 250 kg (9 370 lb), 4 650 kg (10 300 lb) H-type, 5 250 kg (11 600 lb) K-type counterweight and triple grouser shoes, excluding front-end attachment, fuel, hydraulic oil, engine oil and coolant etc.] are:

ZAXIS200 15 100 kg (33 300 lb) with 600 mm (24") shoes
 ZAXIS200LC 15 600 kg (34 400 lb) with 600 mm (24") shoes
 ZAXIS210H 15 800 kg (34 800 lb) with 600 mm (24") reinforced shoes
 ZAXIS210LCH 16 300 kg (35 900 lb) with 600 mm (24") reinforced shoes
 ZAXIS210K 16 600 kg (36 600 lb) with 600 mm (24") reinforced shoes
 ZAXIS210LCK 17 100 kg (37 700 lb) with 600 mm (24") reinforced shoes

ZAXIS210H / ZAXIS210LCH (Heavy-duty version):

Equipped with 5.68 m (18'8") H-boom, 2.91 m (9'7") H-arm, and 0.80 m³ (1.05 yd³: SAE, PCSA heaped) H-bucket.

	Shoe width	Operating weight	Ground pressure
ZAXIS210H	Reinforced Triple grouser 600 mm (24")	20 300 kg (44 800 lb)	45 kPa (0.46 kgf/cm ² , 6.54 psi)
ZAXIS210LCH		20 800 kg (45 900 lb)	43 kPa (0.44 kgf/cm ² , 6.26 psi)

ZAXIS210K / ZAXIS210LCK (Demolition version):

Equipped with 5.68 m (18'8") K-boom, 2.91 m (9'7") K-arm, and 0.80 m³ (1.05 yd³: SAE, PCSA heaped) K-bucket.

	Shoe width	Operating weight	Ground pressure
ZAXIS210K	Reinforced Triple grouser 600 mm (24")	21 300 kg (47 700 lb)	48 kPa (0.49 kgf/cm ² , 7.00 psi)
ZAXIS210LCK		21 800 kg (48 100 lb)	45 kPa (0.46 kgf/cm ² , 6.54 psi)

SERVICE REFILL CAPACITIES

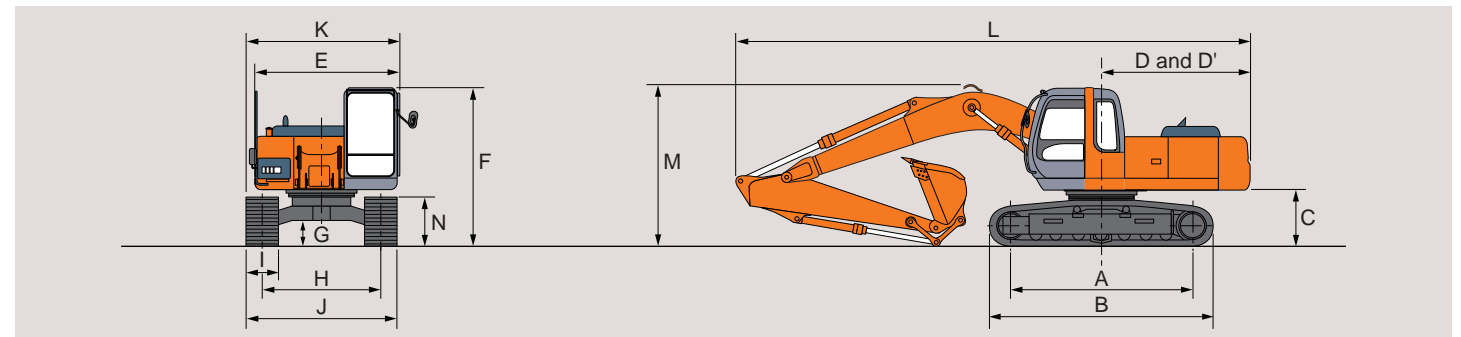
	liters	US gal	Imp gal
Fuel tank	360.0	95.1	79.2
Engine coolant	23.0	6.1	5.1
Engine oil	25.0	6.6	5.5
Swing device	6.2	1.6	1.4
Travel device	6.8	1.8	1.5
(each side)			
Hydraulic system	200.0	52.8	44.0
Hydraulic oil tank	135.0	35.7	29.7

BACKHOE ATTACHMENTS

Boom and arms are of welded, box-section design. 5.68 m (18'8") boom, and 2.22 m (7'3"), 2.91 m (9'7") and 4.41 m (14'6")* arms are available. Bucket is of welded steel structure. Side clearance adjust mechanism provided on the bucket joint bracket.

* 2.91 m (9'7") arm + 1.50 m (4'11") extension arm

DIMENSIONS



Unit: mm (ft in)

	ZAXIS200	ZAXIS200LC	ZAXIS210H	ZAXIS210LCH	ZAXIS210K	ZAXIS210LCK
A Distance between tumblers			3 370 (11'1")	3 660 (12'0")		
B Undercarriage length			4 170 (13'8")	4 460 (14'8")		
*C Counterweight clearance			1 030 (3'5")	1 030 (3'5")		
D Rear-end swing radius			2 750 (9'0")	2 750 (9'0")		
D' Rear-end length			2 750 (9'0")	2 750 (9'0")		
E Overall width of upperstructure			2 710 (8'11")	2 710 (8'11")		
F Overall height of cab		2 950 (9'8")	2 950 (9'8")		3 080 (10'1")	3 080 (10'1")
*G Min. ground clearance			450 (1'6")	450 (1'6")		
H Track gauge			2 200 (7'3")	2 390 (7'10")		
I Track shoe width			G 600 (24")	G 600 (24")		
J Undercarriage width			2 800 (9'2")	2 990 (9'10")		
K Overall width			2 860 (9'5")	2 990 (9'10")		
L Overall length						
With 2.22 m (7'3") arm	9 620 (31'7")	9 620 (31'7")				
With 2.91 m (9'7") arm	9 500 (31'2")	9 500 (31'2")		**9 500 (31'2")	**9 500 (31'2")	
With 4.41 m (14'6") arm	9 460 (31'10")	9 460 (31'10")				
M Overall height of boom						
With 2.22 m (7'3") arm	3 130 (10'3")	3 130 (10'3")				
With 2.91 m (9'7") arm	2 970 (9'9")	2 970 (9'9")		**2 970 (9'9")	**2 970 (9'9")	
With 4.41 m (14'6") arm	3 550 (11'8")	3 550 (11'8")				
N Track height						
With triple grouser shoes			900 (2'11")	900 (2'11")		

* Excluding track shoe lug. G: Triple grouser shoe

** Equipped with H-front

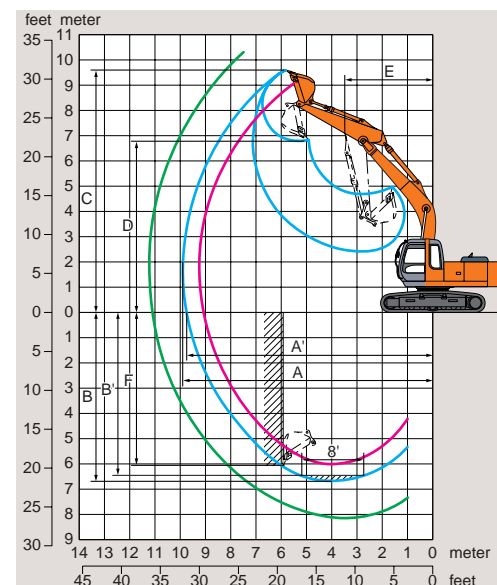
Buckets

Capacity		Width		No. of teeth	Weight	Recommendation								
SAE, PCSA heaped	CECE heaped	Without side cutters	With side cutters			ZAXIS200			ZAXIS200LC			ZAXIS210H ZAXIS210LCH	ZAXIS210K ZAXIS210LCK	
						2.22 m (7'3") arm	2.91 m (9'7") arm	4.41 m*5 (14'6") arm	2.22 m (7'3") arm	2.91 m (9'7") arm	4.41 m*5 (14'6") arm	2.91 m (9'7") H-arm	2.91 m (9'7") K-arm	
0.51 m ³ (0.67 yd ³)	0.45 m ³	720 mm (28")	850 mm (33")	3	530 kg (1 170 lb)	○	○	○	○	○	○	○	○	
0.80 m ³ (1.05 yd ³)	0.70 m ³	1 030 mm (41")	1 140 mm (45")	5	670 kg (1 480 lb)	○	○	○	○	○	○	○	○	
* 0.80 m ³ (1.05 yd ³)	0.70 m ³	1 030 mm (41")	1 140 mm (45")	5	670 kg (1 480 lb)	○	○	○	○	○	○	○	○	
0.91 m ³ (1.19 yd ³)	0.80 m ³	1 150 mm (45")	1 280 mm (50")	5	720 kg (1 590 lb)	○	○	○	○	○	○	○	○	
1.10 m ³ (1.44 yd ³)	0.90 m ³	1 330 mm (52")	1 460 mm (58")	6	780 kg (1 720 lb)	□	○	○	□	○	○	○	○	
1.20 m ³ (1.57 yd ³)	1.00 m ³	1 450 mm (57")	—	6	690 kg (1 520 lb)	□	○	○	□	○	○	○	○	
*1 0.80 m ³ (1.05 yd ³)	0.70 m ³	1 030 mm (41")	1 140 mm (45")	5	770 kg (1 700 lb)	○	○	○	○	○	○	○	○	
*2 0.80 m ³ (1.05 yd ³)	0.70 m ³	1 030 mm (41")	1 140 mm (45")	5	770 kg (1 700 lb)	○	○	○	○	○	○	○	○	
*3 0.80 m ³ (1.05 yd ³)	0.70 m ³	1 030 mm (41")	1 140 mm (45")	5	770 kg (1 700 lb)	○	○	○	○	○	○	○	○	
*4 0.80 m ³ (1.05 yd ³)	0.70 m ³	1 030 mm (41")	1 140 mm (45")	5	770 kg (1 700 lb)	○	○	○	○	○	○	○	○	
*1 0.91 m ³ (1.19 yd ³)	0.80 m ³	1 150 mm (45")	1 280 mm (50")	5	830 kg (1 830 lb)	○	○	○	○	○	○	○	○	
Ripper bucket: 0.60 m ³ (0.78 yd ³ : CECE heaped), Width 800 mm (31")				3	950 kg (2 090 lb)	●	—	—	●	—	—	—	—	
One-point ripper				1	540 kg (1 190 lb)	●	—	—	●	—	—	—	—	
Clamshell bucket: 0.60 m ³ (0.78 yd ³ : CECE heaped), Width 940 mm (37")				8	1 130 kg (2 490 lb)	○	○	○	○	○	○	○	○	
Slope-finishing blade: Width 1 100 mm (43"), length 1 800 mm (71")					590 kg (1 300 lb)	◇	◇	◇	◇	◇	◇	◇	◇	

* Level-pin-type bucket
 *1 Reinforced bucket
 *2 Level-pin-type reinforced bucket
 *3 Super V teeth type reinforced bucket
 *4 H-bucket
 *5 2.91 m (9'7") arm + 1.50 m (4'11") extension arm

○ Suitable for materials with density of 1 800 kg/m³ (3 030 lb/yd³) or less
 ○ Suitable for materials with density of 1 600 kg/m³ (2 700 lb/yd³) or less
 □ Suitable for materials with density of 1 100 kg/m³ (1 850 lb/yd³) or less
 ● Heavy-duty service
 ◇ Slope-finishing service
 — Not applicable

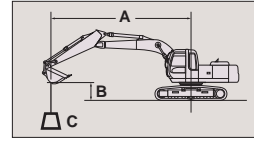
WORKING RANGES



	ZAXIS200 / ZAXIS200LC			ZAXIS210H / ZAXIS210LCH	ZAXIS210H / ZAXIS210LCH
Arm length	2.22 m (7'3")	2.91 m (9'7")	4.41 m (14'6")*	5.68 m (18'8") H-boom 2.91 m (9'7") H-arm	5.68 m (18'8") K-boom 2.91 m (9'7") K-arm
A Max. digging reach	9 250 (30'4")	9 910 (32'6")	11 260 (36'11")	9 910 (32'6")	
A' Max. digging reach (on ground)	9 080 (29'9")	9 750 (32'0")	11 100 (36'5")	9 750 (32'0")	
B Max. digging depth	5 980 (19'7")	6 670 (21'11")	8 160 (26'9")	6 670 (21'11")	
B' Max. digging depth (8' level)	5 740 (18'10")	6 490 (21'4")	8 030 (26'4")	6 490 (21'4")	
C Max. cutting height	9 170 (30'1")	9 600 (31'6")	10 220 (33'6")	9 600 (31'6")	
D Max. dumping height	6 390 (21'0")	6 780 (22'3")	7 410 (24'4")	6 780 (22'3")	
E Min. swing radius	3 530 (11'7")	3 540 (11'7")	3 540 (11'7")	3 540 (11'7")	
F Max. vertical wall	5 140 (16'10")	6 050 (19'10")	7 540 (24'9")	6 050 (19'10")	
Bucket digging force**	ISO 151 kN (15 400 kgf, 34 000 lbf)			SAE : PCSA 129 kN (13 200 kgf, 29 100 lbf)	
Arm crowd force**	ISO 136 kN (13 900 kgf, 30 600 lbf)	109 kN (11 100 kgf, 24 500 lbf)	80 kN (8 200 kgf, 17 900 lbf)	109 kN (11 100 kgf, 24 500 lbf)	
	SAE : PCSA 131 kN (13 400 kgf, 29 500 lbf)	102 kN (10 400 kgf, 22 900 lbf)	78 kN (8 000 kgf, 17 500 lbf)	102 kN (10 400 kgf, 22 900 lbf)	

Excluding track shoe lug * 2.91 m (9'6") arm + 1.50 m (4'11") extension arm ** At power boost

METRIC MEASURE



A: Load radius
B: Load point height
C: Lifting capacity

ZAXIS200

Rating over-side or 360 degrees Rating over-front Unit: 1 000 kg

Conditions	Load point height	Load radius												At max. reach		
		3 m		4 m		5 m		6 m		7 m		8 m				meter
Boom 5.68 m	6 m							4.08	*4.34					2.50	*3.90	7.88
Arm 2.22 m	4 m			*6.69	*6.69	5.24	*5.58	3.88	4.99	2.97	4.66			1.99	3.21	8.69
Bucket SAE, PCSA : 0.80 m ³ CECE : 0.70 m ³	2 m					4.65	7.63	3.55	5.70	2.77	4.45	2.20	3.57	1.82	2.99	8.90
	0 (Ground)					4.34	7.27	3.31	5.44	2.62	4.28	2.11	3.47	1.89	3.12	8.59
	-2 m			6.19	*10.1	4.31	7.24	3.26	5.38	2.58	4.24			2.30	3.75	7.65
Shoe 600 mm	-4 m	10.6	*10.6	6.40	*8.96	4.47	7.41	3.40	5.54							

Conditions	Load point height	Load radius												At max. reach		
		3 m		4 m		5 m		6 m		7 m		8 m				meter
Boom 5.68 m	6 m									3.12	*3.79			2.10	*2.38	8.64
Arm 2.91 m	4 m					*4.69	*4.69	3.96	*4.34	3.02	*4.14	2.33	3.71	1.71	*2.39	9.37
Bucket SAE, PCSA : 0.80 m ³ CECE : 0.70 m ³	2 m			6.67	*9.43	4.79	*6.95	3.61	*5.71	2.80	4.48	2.21	3.58	1.56	*2.55	9.57
	0 (Ground)			6.10	7.80	4.37	7.30	3.32	5.45	2.60	4.27	2.08	3.44	1.61	2.71	9.28
	-2 m	*7.90	*7.90	6.07	10.6	4.25	7.17	3.20	5.32	2.51	4.17	2.03	3.39	1.90	3.16	8.43
Shoe 600 mm	-4 m	10.3	*12.4	6.22	*9.97	4.33	7.27	3.26	5.39							

ZAXIS200LC

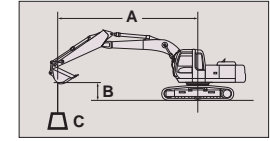
Unit: 1 000 kg

Conditions	Load point height	Load radius												At max. reach		
		3 m		4 m		5 m		6 m		7 m		8 m				meter
Boom 5.68 m	6 m							*4.34	*4.34					2.81	*3.90	7.88
Arm 2.22 m	4 m			*6.69	*6.69	*5.58	*5.58	4.34	*4.99	3.33	*4.68			2.26	3.68	8.69
Bucket SAE, PCSA : 0.80 m ³ CECE : 0.70 m ³	2 m					5.26	*7.77	4.00	*6.26	3.14	5.12	2.50	4.11	2.08	3.44	8.90
	0 (Ground)					4.94	8.48	3.76	6.30	2.98	4.94	2.41	4.01	2.16	3.59	8.59
	-2 m			7.07	*10.1	4.91	8.45	3.71	6.24	2.94	4.90			2.62	4.33	7.65
Shoe 600 mm	-4 m	*10.6	*10.6	7.29	*8.96	5.07	*7.44	3.85	*5.98							

Conditions	Load point height	Load radius												At max. reach		
		3 m		4 m		5 m		6 m		7 m		8 m				meter
Boom 5.68 m	6 m									3.49	*3.79			2.38	*2.38	8.64
Arm 2.91 m	4 m					*4.69	*4.69	*4.34	*4.34	3.38	*4.14	2.64	*4.05	1.95	*2.39	9.37
Bucket SAE, PCSA : 0.80 m ³ CECE : 0.70 m ³	2 m			7.57	*9.43	5.40	*6.95	4.07	*5.71	3.16	*4.99	2.51	4.12	1.80	*2.55	9.57
	0 (Ground)			6.99	*7.80	4.97	8.52	3.77	6.31	2.96	4.93	2.38	3.98	1.86	*2.91	9.28
	-2 m	*7.90	*7.90	6.95	*11.4	4.85	8.38	3.65	6.18	2.88	4.83	2.33	3.92	2.18	*3.61	8.43
Shoe 600 mm	-4 m	11.9	*12.4	7.11	*9.97	4.93	*8.11	3.71	6.25							

Notes: 1. Ratings are based on SAE J1097.
2. Lifting capacity of the ZAXIS Series does not exceed 75% of tipping load with the machine on firm, level ground or 87% full hydraulic capacity.
3. The load point is a hook (not standard equipment) located on the back of the bucket.
4. *Indicates load limited by hydraulic capacity.

METRIC MEASURE



A: Load radius
B: Load point height
C: Lifting capacity

ZAXIS210H

Rating over-side or 360 degrees Rating over-front Unit: 1 000 kg

Conditions	Load point height	Load radius												At max. reach						
		3 m		4 m		5 m		6 m		7 m		8 m				meter				
H-boom 5.68 m	6 m													3.23	*3.65			2.16	*2.28	8.64
H-arm 2.91 m	4 m									*4.56	*4.56	4.11	*4.21	3.12	*4.00	2.40	3.83	1.74	*2.29	9.37
H-bucket SAE, PCSA : 0.80 m ³ CECE : 0.70 m ³	2 m					6.98	*9.27	5.00	*6.80	3.75	*5.57	2.89	4.64	2.27	3.69	1.60	*2.45	9.57		
	0 (Ground)					6.39	*7.64	4.55	7.60	3.45	5.66	2.69	4.42	2.14	3.55	1.64	2.78	9.28		
	-2 m	*7.75	*7.75	6.36	11.1	4.43	7.46	3.33	5.53	2.60	4.32	2.09	3.50	1.95	3.26	8.43				
Shoe 600 mm	-4 m	10.8	*12.3	6.52	*9.80	4.52	7.57	3.39	5.60											

ZAXIS210LCH

Conditions	Load point height	Load radius												At max. reach						
		3 m		4 m		5 m		6 m		7 m		8 m				meter				
H-boom 5.68 m	6 m													3.61	*3.65			*2.28	*2.28	8.64
H-arm 2.91 m	4 m									*4.56	*4.56	*4.21	*4.21	3.50	*4.00	2.71	*3.91	2.00	*2.29	9.37
H-bucket SAE, PCSA : 0.80 m ³ CECE : 0.70 m ³	2 m					7.91	*9.27	5.63	*6.80	4.22	*5.57	3.27	*4.84	2.58	4.24	1.84	*2.45	9.57		
	0 (Ground)					7.31	*7.64	5.17	*8.48	3.91	6.55	3.06	5.10	2.45	4.10	1.90	*2.81	9.28		
	-2 m	*7.75	*7.75	7.27	*11.2	5.05	8.72	3.79	6.41	2.97	5.00	2.40	4.05	2.24	*3.52	8.43				
Shoe 600 mm	-4 m	*12.3	*12.3	7.44	*9.80	5.14	*7.95	3.85	6.48											

ZAXIS210K

Conditions	Load point height	Load radius												At max. reach										
		3 m		4 m		5 m		6 m		7 m		8 m				meter								
K-boom 5.68 m	6 m																	*3.32	*3.32			*2.25	*2.25	8.64
K-arm 2.91 m	4 m													*3.85	*3.85	3.43	*3.65	2.66	*3.56	1.95	*2.26	9.37		
K-bucket SAE, PCSA : 0.80 m ³ CECE : 0.70 m ³	2 m					7.64	*8.58	5.48	*6.27	4.12	*5.11	3.20	*4.43	2.52	4.01	1.80	*2.42	9.57						
	0 (Ground)					7.05	*7.60	5.03	*7.83	3.82	6.17	2.99	4.82	2.39	3.89	1.85	*2.78	9.28						
	-2 m	*7.68	*7.68	7.01	*10.4	4.91	8.13	3.69	6.03	2.90	4.72	2.34	3.83	2.19	*3.49	8.43								
Shoe 600 mm	-4 m	*11.3	*11.3	7.17	*9.05	5.00	*7.32	3.75	*5.96	2.98	*4.74										3.23	*4.21	6.79	

ZAXIS210LCK

Conditions	Load point height	Load radius												At max. reach										
		3 m		4 m		5 m		6 m		7 m		8 m				meter								
K-boom 5.68 m	6 m																	*3.32	*3.32			*2.25	*2.25	8.64
K-arm 2.91 m	4 m													*3.85	*3.85	*3.65	*3.65	2.99	*3.56	2.22	*2.26	9.37		
K-bucket SAE, PCSA : 0.80 m ³ CECE : 0.70 m ³	2 m					*8.58	*8.58	6.15	*6.27	4.62	*5.11	3.59	*4.43	2.85	*4.01	2.06	*2.42	9.57						
	0 (Ground)					*7.60	*7.60	5.69	*7.83	4.31	*6.20	3.39	*5.18	2.72	4.47	2.12	*2.78	9.28						
	-2 m	*7.68	*7.68	7.98	*10.4	5.56	*8.16	4.18	*6.59	3.29	5.44	2.67	4.41	2.49	*3.49	8.43								
Shoe 600 mm	-4 m	*11.3	*11.3	8.14	*9.05	5.65	*7.32	4.25	*5.96	3.37	*4.74										3.64	*4.21	6.79	

Notes: 1. Ratings are based on SAE J1097.
2. Lifting capacity of the ZAXIS Series does not exceed 75% of tipping load with the machine on firm, level ground or 87% full hydraulic capacity.
3. The load point is a hook (not standard equipment) located on the back of the bucket.
4. *Indicates load limited by hydraulic capacity.

ZAXIS 200 SERIES

SE STANDARD EQUIPMENT

Standard equipment may vary by country, so please consult your Hitachi dealer for details.

ENGINE <ul style="list-style-type: none">• H/P mode control• E mode control• 50 A alternator• Cartridge-type engine oil filter• Cartridge-type fuel filter• Air cleaner double filters• Radiator and oil cooler with dust protective net• Radiator reserve tank• Fan guard• Isolation-mounted engine• Auto-idle system• Auto acceleration system	<ul style="list-style-type: none">• Openable front windows-upper, and lower and left side windows• Intermittent windshield retractable wipers• Front window washer• Adjustable reclining seat with adjustable armrests• Footrest• Electric double horn• AM - FM radio with digital clock• Auto-idle / acceleration selector• Seat belt• Drink holder• Cigar lighter• Ashtray• Storage box• Glove compartment• Floor mat• Heater• Pilot control shut-off lever• Engine stop knob	UPPERSTRUCTURE <ul style="list-style-type: none">• Undercover• 4 250 kg (9 370 lb) counterweight• Fuel level float• Hydraulic oil level gauge• Tool box• Utility space• Rearview mirror (right & left side)• Swing parking brake	ZAXIS210H / ZAXIS210LCH (Heavy-duty version) <ul style="list-style-type: none">• H-boom 5.68 m (18'8") and H-arm 2.91 m (9'7")• Damage prevention plate and square bars• 0.80 m³ (1.05 yd³ : SAE, PCSA heaped) H-reinforced bucket• Reinforced link B• Front glass lower guard• 4.5 mm (0.18") thickness undercover• 4 650 kg (10 300 lb) heavier counterweight• 600 mm (24") reinforced triple grouser shoe• Reinforced track guard (2 units each side)• Reinforced side steps (bolt mounted)• Air cleaner double filters
HYDRAULIC SYSTEM <ul style="list-style-type: none">• Work mode selector• Engine speed sensing system• E-P control system• Power boost• Auto power lift• Quick warm-up system for pilot circuit• Shockless valve in pilot circuit• Boom-arm anti-drift valve• Control valve with main relief valve• Extra port for control valve• Suction filter• Full-flow filter• Pilot filter	MONITOR SYSTEM <ul style="list-style-type: none">• Meters: Hourmeter and trip-meter, engine coolant temperature gauge and fuel gauge.• Warning lamps: Alternator charge, engine oil pressure, engine overheat, air filter restriction and minimum fuel level.• Pilot lamps: Engine preheat, work light, auto-idle, auto-acceleration, digging mode and attachment mode• Alarm buzzers: Engine oil pressure and engine overheat	UNDERCARRIAGE <ul style="list-style-type: none">• Travel parking brake• Travel motor covers• Track guards and hydraulic track adjuster• Bolt-on sprocket• Upper rollers and lower rollers• Reinforced track links with pin seals• 600 mm (24") triple grouser shoes	ZAXIS210K / ZAXIS210LCK (Demolition version) <ul style="list-style-type: none">• K-cab (CRES cab with overhead window and guard)• K-boom 5.68 m (18'8") and K-arm 2.91 m (9'7")• 0.80 m³ (1.05 yd³ : SAE, PCSA heaped) K-reinforced bucket• Reinforced link B for demolition• Reinforced bucket cylinder• Front glass lower guard• Attachment basic piping• Damage prevention plate• 6.0 mm (0.24") thickness undercover• Track undercover• Reinforced side step (bolt mounted)• 600 mm (24") reinforced triple grouser shoe• 5 250 kg (11 600 lb) heavier counterweight• High-performance full-flow filter (with restriction indicator)• Air cleaner double filters
CAB CRES (Center pillar Reinforced Structure) cab <ul style="list-style-type: none">• OPG top guard fitted level I (ISO) compliant cab.• All-weather sound-suppressed steel cab• Tinted (bronze color) glass windows• 4 fluid-filled elastic mounts	LIGHTS <ul style="list-style-type: none">• 2 working lights	FRONT ATTACHMENTS <ul style="list-style-type: none">• HN bushing• WC thermal spraying• Reinforced resin thrust plate• Flanged pin• Bucket clearance adjust mechanism• Monolithically cast bucket link A• Centralized lubrication system• Dirt seal on all bucket pins• 2.91 m (9'7") arm• 0.80 m³ (1.05 yd³ : SAE, PCSA heaped) bucket	
		MISCELLANEOUS <ul style="list-style-type: none">• Standard tool kit• Lockable machine covers• Lockable fuel filling cap• Skid-resistant tapes, plates and handrails.• Travel direction mark on track frame	

OE OPTIONAL EQUIPMENT

Optional equipment may vary by country, so please consult your Hitachi dealer for details.

<ul style="list-style-type: none">• Auto control air conditioner• Suspension seat• Hose rupture valves• Electric fuel refilling pump• Swing motion alarm device with lamps• Travel motion alarm device• Additional pump• Auto-lubrication system• Transparent roof	<ul style="list-style-type: none">• Pre-cleaner• Fuel double filters• Tropical cover• Large-capacity battery• Attachment basic piping• Accessories for breaker• Accessories for breaker & crusher• Accessories for 2 speed selector	<ul style="list-style-type: none">• Rear light• Small swing radius bracket (only ZAXIS210K & ZAXIS210LCK)• 400 kg (880 lb) added heavier counterweight• Front grass lower guard• Front grass upper guard• K-cab (CRES cab with overhead window and guard)• 600 mm (24") reinforced triple grouser shoes• Reinforced track guard (2 units each side)• Full track guard
--	--	---

Comparative information based on current Japan domestic model.

These specifications are subject to change without notice.

Illustrations and photos show the standard models, and may or may not include optional equipment, accessories, and all standard equipment with some differences in color and features. Before use, read and understand Operator's Manual for proper operation.

Hitachi Construction Machinery Co., Ltd.

Head Office : 5-1 Koraku 2-chome, Bunkyo-ku,
Tokyo 112-8563, Japan

Telephone : 81-3-3830-8050

Facsimile : 81-3-3830-8204

URL : www.hitachi-c-m.com

KS-E484

05.02 (HP/HP, GT₃)